




CATALOG
DELIVERY AUCTION NL&BE DOUGLAS WOOD, THERMO WOOD AND
HARDWOOD



DESCRIPTION

Bid on high-quality wood types such as Douglas wood, Thermo wood and hardwood, available in various sizes. Perfect for all your indoor and outdoor applications.

Now with free delivery in NL + BE

START

6 august 2024 to 22:01 [UTC]

END DATE

14 august 2024 from 17:00 [UTC]

VIEWING

- Lots: 401 - 565
Only by appointment through the organizer.
Monday August 12 2024 from 09:00 until 11:00
Voor een afspraak kunt u mailen naar
info.yipz@auctim.nl

AUCTIM PARTNER

AUCTIM - TWENTE

Oude Molenweg 44, 7551 HC Hengelo, The Netherlands
+31 6 81 91 73 47 - Info.yipz@auctim.nl
BTW NL860 934 202 B01

ISSUE - COLLECTION

- Lots: 401 - 565
FREE home delivery (by our client)

Levering binnen 1-3 weken na ontvangst van betaling





Online bidding only!







AUCTIM
ONLINE AUCTIONS

Catalog created on 14 august 2024 to 04:00






	Item	Description	Start price
	401	Quantity: Approx. 65x Product category: Hardwood Model: Pakoelie Prime hardwood planks planed, 21x145mm, length 9/245cm, 56/275cm Additional information: Length: 9/245cm, 56/275cm, Width: 145mm, Height 21mm Dimensions mm (LxWxH): N/A Weight category: 250 to 1,000 kg Condition: Unused	895€
	402	Quantity: Approx. 49x Product category: Hardwood Model: Pakoelie Prime hardwood planks planed, 21x145mm, length 305cm Additional information: Length: 305cm, Width: 145mm, Height 21mm Weight category: 250 to 1,000 kg Condition: Unused	825€
	403	Quantity: Approx. 39x Product category: Hardwood Model: Pakoelie Prime hardwood planks planed, 21x145mm, length 305cm Additional information: Length: 305cm, Width: 145mm, Height 21mm Weight category: 250 to 1,000 kg Condition: Unused	655€
	404	Quantity: Approx. 75x Product category: Hardwood Model: Pakoelie Prime hardwood planks planed, 21x145mm, length 335cm Additional information: Length: 335cm, Width: 145mm, Height 21mm	1.375€







		Weight category: 250 to 1,000 kg Condition: Unused	
	405	Quantity: Approx. 36x Product category: Hardwood Model: Ipé prime hardwood planks planed, 21x145mm, length 520cm Additional information: Length: 520cm, Width: 145mm, Height 21mm Weight category: 250 to 1,000 kg Condition: Unused	1.215€
	406	Quantity: Approx. 18x Product category: Hardwood Model: Ipé prime hardwood planks planed, 21x145mm, length 520cm Additional information: Length: 520cm, Width: 145mm, Height 21mm Weight category: 250 to 1,000 kg Condition: Unused	615€
	407	Quantity: Approx. 69x Product category: Hardwood Model: Ipé prime hardwood planks planed, 21x145mm, length 305cm Additional information: Length: 305cm, Width: 145mm, Height 21mm Weight category: 250 to 1,000 kg Condition: Unused	1.365€
	408	Quantity: Approx. 111x Product category: Hardwood Model: Ipé prime hardwood planks planed, 21x145mm, length 245cm	1.765€







		Additional information: Length: 245cm, Width: 145mm, Height 21mm Weight category: 250 to 1,000 kg Condition: Unused	
	409	Quantity: Approx. 44x Product category: Hardwood Model: Black Kabbes hardwood planks planed, 21x145mm, length 275cm Additional information: Length: 275cm, Width: 145mm, Height 21mm Weight category: 250 to 1,000 kg Condition: Unused	605€
	410	Quantity: Approx. 45x Product category: Hardwood Model: Black Kabbes hardwood planks planed, 21x145mm, length 305cm Additional information: Length: 305cm, Width: 145mm, Height 21mm Weight category: 250 to 1,000 kg Condition: Unused	685€
	411	Quantity: Approx. 189x Product category: Hardwood Model: Guyana Teak hardwood planks planed, 21x145mm, length 215cm Additional information: Length: 215cm, Width: 145mm, Height 21mm Weight category: 250 to 1,000 kg Condition: Unused	2.235€







	412	Quantity: Approx. 133x Product category: Hardwood Model: Guyana Teak hardwood planks planed, 21x145mm, length 185cm Additional information: Length: 185cm, Width: 145mm, Height 21mm Weight category: 250 to 1,000 kg Condition: Unused	1.355€
	413	Quantity: Approx. 84x Product category: Douglas wood Model: Douglas Design/tripple/Danish profile, 22x142mm, length 300cm Additional information: Length: 300cm, Width: 142mm, Height 22mm Weight category: 250 to 1,000 kg Condition: Unused	485€
	414	Quantity: Approx. 84x Product category: Douglas wood Model: Douglas Design/tripple/Danish profile, 22x142mm, length 300cm Additional information: Length: 300cm, Width: 142mm, Height 22mm Weight category: 250 to 1,000 kg Condition: Unused	485€
	415	Quantity: Approx. 84x Product category: Douglas wood Model: Douglas Design/tripple/Danish profile, 22x142mm, length 300cm Additional information: Length: 300cm, Width: 142mm, Height 22mm Weight category: 250 to 1,000 kg Condition: Unused	485€







	416	Quantity: Approx. 84x Product category: Douglas wood Model: Douglas Design/tripple/Danish profile, 22x142mm, length 300cm Additional information: Length: 300cm, Width: 142mm, Height 22mm Weight category: 250 to 1,000 kg Condition: Unused	485€
	417	Quantity: Approx. 168x Product category: Douglas wood Model: Douglas Design/tripple/Danish profile, 22x142mm, length 400cm Additional information: Length: 400cm, Width: 142mm, Height 22mm Weight category: 250 to 1,000 kg Condition: Unused	1.195€
	418	Quantity: Approx. 84x Product category: Douglas wood Model: Douglas Design/tripple/Danish profile, 22x142mm, length 400cm Additional information: Length: 400cm, Width: 142mm, Height 22mm Weight category: 250 to 1,000 kg Condition: Unused	645€
	419	Quantity: Approx. 84x Product category: Douglas wood Model: Douglas Design/tripple/Danish profile, 22x142mm, length 400cm Additional information: Length: 400cm, Width: 142mm, Height 22mm Weight category: 250 to 1,000 kg Condition: Unused	645€







	420	Quantity: Approx. 84x Product category: Douglas wood Model: Douglas Design/tripple/Danish profile, 22x142mm, length 400cm Additional information: Length: 400cm, Width: 142mm, Height 22mm Weight category: 250 to 1,000 kg Condition: Unused	645€
	421	Quantity: Approx. 84x Product category: Douglas wood Model: Douglas Design/tripple/Danish profile, 22x142mm, length 400cm Additional information: Length: 400cm, Width: 142mm, Height 22mm Weight category: 250 to 1,000 kg Condition: Unused	645€
	422	Quantity: Approx. 84x Product category: Douglas wood Model: Douglas Design/tripple/Danish profile, 22x142mm, length 400cm Additional information: Length: 400cm, Width: 142mm, Height 22mm Weight category: 250 to 1,000 kg Condition: Unused	645€
	423	Quantity: Approx. 84x Product category: Douglas wood Model: Douglas Design/tripple/Danish profile, 22x142mm, length 400cm Additional information: Length: 400cm, Width: 142mm, Height 22mm Weight category: 250 to 1,000 kg Condition: Unused	645€







	424	Quantity: Approx. 168x Product category: Douglas wood Model: Douglas Design/tripple/Danish profile, 22x142mm, length 400cm Additional information: Length: 400cm, Width: 142mm, Height 22mm Weight category: 250 to 1,000 kg Condition: Unused	1.195€
	425	Quantity: Approx. 84x Product category: Douglas wood Model: Douglas Design/tripple/Danish profile, 22x142mm, length 500cm Additional information: Length: 500cm, Width: 142mm, Height 22mm Weight category: 250 to 1,000 kg Condition: Unused	795€
	426	Quantity: Approx. 84x Product category: Douglas wood Model: Douglas Design/tripple/Danish profile, 22x142mm, length 500cm Additional information: Length: 500cm, Width: 142mm, Height 22mm Weight category: 250 to 1,000 kg Condition: Unused	795€
	427	Quantity: Approx. 84x Product category: Douglas wood Model: Douglas Design/tripple/Danish profile, 22x142mm, length 500cm Additional information: Length: 500cm, Width: 142mm, Height 22mm Weight category: 250 to 1,000 kg Condition: Unused	795€







	428	<p>Quantity: Approx. 168x Product category: Douglas wood Model: Douglas Design/tripple/Danish profile, 22x142mm, length 500cm Additional information: Length: 500cm, Width: 142mm, Height 22mm Weight category: 250 to 1,000 kg Condition: Unused</p>	1.470€
	429	<p>Quantity: Approx. 14x Product category: Douglas wood Model: Douglas beams finely sawn, 150x150mm, length 250cm Additional information: Length: 250cm, Width: 150mm, Height 150mm Weight category: 250 to 1,000 kg Condition: Unused</p>	350€
	430	<p>Quantity: Approx. 28x Product category: Douglas wood Model: Douglas beams finely sawn, 150x150mm, length 250cm Additional information: Length: 250cm, Width: 150mm, Height 150mm Weight category: 250 to 1,000 kg Condition: Unused</p>	665€
	431	<p>Quantity: Approx. 14x Product category: Douglas wood Model: Douglas beams finely sawn, 150x150mm, length 400cm Additional information: Length: 400cm, Width: 150mm, Height 150mm Weight category: 250 to 1,000 kg Condition: Unused</p>	560€






	432	Quantity: Approx. 28x Product category: Douglas wood Model: Douglas beams finely sawn, 150x150mm, length 400cm Additional information: Length: 400cm, Width: 150mm, Height 150mm Weight category: 250 to 1,000 kg Condition: Unused	1.065€
	433	Quantity: Approx. 14x Product category: Douglas wood Model: Douglas beams finely sawn, 150x150mm, length 500cm Additional information: Length: 500cm, Width: 150mm, Height 150mm Weight category: 250 to 1,000 kg Condition: Unused	700€
	434	Quantity: Approx. 28x Product category: Douglas wood Model: Douglas beams finely sawn, 150x150mm, length 500cm Additional information: Length: 500cm, Width: 150mm, Height 150mm Weight category: 250 to 1,000 kg Condition: Unused	1.325€
	435	Quantity: Approx. 120x Product category: Douglas wood Model: Douglas planks finely sawn, 22x200mm, length 300cm Additional information: Length: 300cm, Width: 200mm, Height 22mm Weight category: 250 to 1,000 kg Condition: Unused	645€



	436	Quantity: Approx. 120x Product category: Douglas wood Model: Douglas planks finely sawn, 22x200mm, length 400cm Additional information: Length: 400cm, Width: 200mm, Height 22mm Weight category: 250 to 1,000 kg Condition: Unused	865€
	437	Quantity: Approx. 120x Product category: Douglas wood Model: Douglas planks finely sawn, 22x200mm, length 500cm Additional information: Length: 500cm, Width: 200mm, Height 22mm Weight category: 250 to 1,000 kg Condition: Unused	1.085€
	438	Quantity: Approx. 15x Product category: Douglas wood Model: Douglas beams finely sawn, 200x200mm, length 300cm Additional information: Length: 300cm, Width: 200mm, Height 200mm Weight category: 250 to 1,000 kg Condition: Unused	765€
	439	Quantity: Approx. 15x Product category: Douglas wood Model: Douglas beams finely sawn, 200x200mm, length 400cm Additional information: Length: 400cm, Width: 200mm, Height 200mm Weight category: 250 to 1,000 kg Condition: Unused	1.020€







	440	Quantity: Approx. 15x Product category: Douglas wood Model: Douglas beams finely sawn, 200x200mm, length 500cm Additional information: Length: 500cm, Width: 200mm, Height 200mm Weight category: 250 to 1,000 kg Condition: Unused	1.275€
	441	Quantity: Approx. 60x Product category: Douglas wood Model: Douglas tongue and groove, 18x175mm, length 300cm Additional information: Length: 300cm, Width: 175mm, Height 18mm Weight category: 250 to 1,000 kg Condition: Unused	380€
	442	Quantity: Approx. 60x Product category: Douglas wood Model: Douglas tongue and groove, 18x175mm, length 300cm Additional information: Length: 300cm, Width: 175mm, Height 18mm Weight category: 250 to 1,000 kg Condition: Unused	380€
	443	Quantity: Approx. 130x Product category: Douglas wood Model: Douglas tongue and groove, 18x175mm, length 300cm Additional information: Length: 300cm, Width: 175mm, Height 18mm Weight category: 250 to 1,000 kg Condition: Unused	765€







	444	Quantity: Approx. 129x Product category: Douglas wood Model: Douglas tongue and groove, 18x175mm, length 300cm Additional information: Length: 300cm, Width: 175mm, Height 18mm Weight category: 250 to 1,000 kg Condition: Unused	755€
	445	Quantity: Approx. 98x Product category: Douglas wood Model: Douglas tongue and groove, 18x175mm, length 500cm Additional information: Length: 500cm, Width: 175mm, Height 18mm Weight category: 250 to 1,000 kg Condition: Unused	955€
	446	Quantity: Approx. 47x Product category: Douglas wood Model: Douglas tongue and groove, 18x175mm, length 500cm Additional information: Length: 500cm, Width: 175mm, Height 18mm Weight category: 250 to 1,000 kg Condition: Unused	495€
	447	Quantity: Approx. 118x Product category: Douglas wood Model: Douglas tongue and groove, 18x175mm, length 500cm Additional information: Length: 500cm, Width: 175mm, Height 18mm Weight category: 250 to 1,000 kg Condition: Unused	1.145€





	448	Quantity: Approx. 127x Product category: Douglas wood Model: Douglas tongue and groove, 18x175mm, length 500cm Additional information: Length: 500cm, Width: 175mm, Height 18mm Weight category: 250 to 1,000 kg Condition: Unused	1.245€
	449	Quantity: Approx. 150x Product category: Modified wood Model: Modified Spruce channel siding (spring groove), 19x130mm, length 480cm Additional information: Length: 480cm, Width: 130mm, Height 19mm Weight category: 250 to 1,000 kg Condition: Unused	995€
	450	Quantity: Approx. 149x Product category: Modified wood Model: Modified Spruce channel siding (spring groove), 19x130mm, length 480cm Additional information: Length: 480cm, Width: 130mm, Height 19mm Weight category: 250 to 1,000 kg Condition: Unused	995€
	451	Quantity: Approx. 187x Product category: Modified wood Model: Modified Spruce channel siding (spring groove), 19x180mm, length 510cm Additional information: Length: 510cm, Width: 180mm, Height 19mm Weight category: 250 to 1,000 kg Condition: Unused	1.525€







	452	<p>Quantity: Approx. 120x Product category: Modified wood Model: Modified Spruce channel siding (spring groove), 19x180mm, length 480cm Additional information: Length: 480cm, Width: 180mm, Height 19mm Weight category: 250 to 1,000 kg Condition: Unused</p>	925€
	453	<p>Quantity: Approx. 128x Product category: Modified wood Model: Modified Spruce channel siding (spring groove), 19x134mm, length 480cm Additional information: Length: 480cm, Width: 134mm, Height 19mm Weight category: 250 to 1,000 kg Condition: Unused</p>	860€
	454	<p>Quantity: Approx. 140x Product category: Modified wood Model: Modified Spruce channel siding (spring groove), 19x130mm, length 390cm Additional information: Length: 390cm, Width: 130mm, Height 19mm Weight category: 250 to 1,000 kg Condition: Unused</p>	765€
	455	<p>Quantity: Approx. 74x Product category: Modified wood Model: Modified Spruce channel siding (spring groove), 20x142mm, length 180cm Additional information: Length: 180cm, Width: 142mm, Height 20mm Weight category: 250 to 1,000 kg Condition: Unused</p>	265€




	456	Quantity: Approx. 121x Product category: Modified wood Model: Modified Spruce channel siding (spring groove), 19x134mm, length 420cm Additional information: Length: 420cm, Width: 134mm, Height 19mm Weight category: 250 to 1,000 kg Condition: Unused	715€
	457	Quantity: Approx. 56x Product category: Hardwood Model: Purple Heart hardwood decking planks, 21x145mm, length 430cm Additional information: Length: 430cm, Width: 145mm, Height 21mm Weight category: 250 to 1,000 kg Condition: Unused	965€
	458	Quantity: Approx. 93x Product category: Hardwood Model: Purple Heart hardwood decking planks, 21x145mm, length 365cm Additional information: Length: 365cm, Width: 145mm, Height 21mm Weight category: 250 to 1,000 kg Condition: Unused	1.355€
	459	Quantity: Approx. 105x Product category: Hardwood Model: Purple Heart hardwood decking planks, 21x145mm, length 275cm Additional information: Length: 275cm, Width: 145mm, Height 21mm Weight category: 250 to 1,000 kg Condition: Unused	1.155€



	460	<p>Quantity: Approx. 133x Product category: Hardwood Model: Purple Heart hardwood decking planks, 21x145mm, length 335cm Additional information: Length: 335cm, Width: 145mm, Height 21mm Weight category: 250 to 1,000 kg Condition: Unused</p>	1.785€
	461	<p>Quantity: Approx. 100x Product category: Douglas wood Model: Douglas Swedish rebate black coated, 25x195mm, length 100cm Additional information: Length: 100cm, Width: 195mm, Height 25mm Weight category: 250 to 1,000 kg Condition: Unused</p>	690€
	462	<p>Quantity: Approx. 150x Product category: Douglas wood Model: Douglas Swedish rebate black coated, 25x195mm, length 150cm Additional information: Length: 150cm, Width: 195mm, Height 25mm Weight category: 250 to 1,000 kg Condition: Unused</p>	995€
	463	<p>Quantity: Approx. 100x Product category: Douglas wood Model: Douglas Swedish rebate black coated, 25x195mm, length 100cm Additional information: Length: 100cm, Width: 195mm, Height 25mm Weight category: 250 to 1,000 kg Condition: Unused</p>	925€







	464	Quantity: Approx. 150x Product category: Douglas wood Model: Douglas Swedish rebate black coated, 25x195mm, length 150cm Additional information: Length: 150cm, Width: 195mm, Height 25mm Weight category: 250 to 1,000 kg Condition: Unused	1.320€
	465	Quantity: Approx. 100x Product category: Douglas wood Model: Douglas Swedish rebate black coated, 25x195mm, length 100cm Additional information: Length: 100cm, Width: 195mm, Height 25mm Weight category: 250 to 1,000 kg Condition: Unused	1.155€
	466	Quantity: Approx. 150x Product category: Douglas wood Model: Douglas Swedish rebate black coated, 25x195mm, length 150cm Additional information: Length: 150cm, Width: 195mm, Height 25mm Weight category: 250 to 1,000 kg Condition: Unused	1.645€
	467	Quantity: Approx. 120x Product category: Douglas wood Model: Douglas Swedish rebate, 26x185mm, length 120cm Additional information: Length: 120cm, Width: 185mm, Height 26mm Weight category: 250 to 1,000 kg Condition: Unused	685€






	468	Quantity: Approx. 120x Product category: Douglas wood Model: Douglas Swedish rebate, 26x185mm, length 120cm Additional information: Length: 120cm, Width: 185mm, Height 26mm Weight category: 250 to 1,000 kg Condition: Unused	685€
	469	Quantity: Approx. 120x Product category: Douglas wood Model: Douglas Swedish rebate, 26x185mm, length 120cm Additional information: Length: 120cm, Width: 185mm, Height 26mm Weight category: 250 to 1,000 kg Condition: Unused	915€
	470	Quantity: Approx. 120x Product category: Douglas wood Model: Douglas Swedish rebate, 26x185mm, length 120cm Additional information: Length: 120cm, Width: 185mm, Height 26mm Weight category: 250 to 1,000 kg Condition: Unused	915€
	471	Quantity: Approx. 203x Product category: Hardwood Model: Purple Heart hardwood planks planed, 21x70mm, length 203cm Additional information: Length: 203cm, Width: 70mm, Height 21mm Weight category: 250 to 1,000 kg Condition: Unused	1.215€







	472	Quantity: Approx. 78x Product category: Hardwood Model: Purple Heart hardwood planks planed, 21x120mm, length 32/335cm, 46/365cm Additional information: Length: 32/335cm, 46/365cm, Width: 120mm, Height 21mm Weight category: 250 to 1,000 kg Condition: Unused	6.865€
	473	Quantity: Approx. 48x Product category: Hardwood Model: Purple Heart hardwood planks planed, 21x120mm, length 14/400cm, 20/430cm, 14/460cm Additional information: Length: 14/400cm, 20/430cm, 14/460cm, Width: 120mm, Height 21mm Weight category: 250 to 1,000 kg Condition: Unused	525€
	474	Quantity: Approx. 325x Product category: Hardwood Model: Purple Heart hardwood planks planed, 21x70mm, length 13/185cm, 10/215cm, 9/245cm, 59/275cm, 15/305cm, 35/335cm, 184/365cmcm Additional information: Length: 13/185cm, 10/215cm, 9/245cm, 59/275cm, 15/305cm, 35/335cm, 184/365cmcm, Width: 70mm, Height 21mm Weight category: 250 to 1,000 kg Condition: Unused	1.345€
	475	Quantity: Approx. 156x Product category: Hardwood Model: Purple Heart hardwood planks planed, 21x65mm, length 245cm Additional information: Length: 245cm, Width:	1.095€



		65mm, Height 21mm Weight category: 250 to 1,000 kg Condition: Unused	
	476	Quantity: Approx. 156x Product category: Hardwood Model: Ipé prime hardwood planks planed, 21x145mm, length 95cm Additional information: Length: 95cm, Width: 145mm, Height 21mm Weight category: 250 to 1,000 kg Condition: Unused	595€
	477	Quantity: Approx. 156x Product category: Hardwood Model: Ipé prime hardwood planks planed, 21x145mm, length 95cm Additional information: Length: 95cm, Width: 145mm, Height 21mm Weight category: 250 to 1,000 kg Condition: Unused	595€
	478	Quantity: Approx. 60x Product category: Hardwood Model: Ipé prime hardwood planks planed, 21x145mm, length 95cm Additional information: Length: 95cm, Width: 145mm, Height 21mm Weight category: 250 to 1,000 kg Condition: Unused	595€



	479	Quantity: Approx. 16x Product category: Hardwood Model: Caribbean Oak hardwood beams planed, 45x140mm, length 150cm Additional information: Length: 150cm, Width: 140mm, Height 45mm Weight category: 250 to 1,000 kg Condition: Unused	450€
	480	Quantity: Approx. 84x Product category: Hardwood Model: Oak beams finely sawn, 140x250mm, length 130cm Additional information: Length: 130cm, Width: 250mm, Height 140mm Weight category: 250 to 1,000 kg Condition: Unused	245€
	481	Quantity: Approx. 84x Product category: Douglas wood Model: Douglas Channelsiding, 18x142mm, length 300cm Additional information: Length: 300cm, Width: 142mm, Height 18mm Weight category: 250 to 1,000 kg Condition: Unused	415€
	482	Quantity: Approx. 84x Product category: Douglas wood Model: Douglas Channelsiding, 18x142mm, length 300cm Additional information: Length: 300cm, Width: 142mm, Height 18mm Weight category: 250 to 1,000 kg Condition: Unused	415€




	483	Quantity: Approx. 168x Product category: Douglas wood Model: Douglas Channelsiding, 18x142mm, length 300cm Additional information: Length: 300cm, Width: 142mm, Height 18mm Weight category: 250 to 1,000 kg Condition: Unused	785€
	484	Quantity: Approx. 192x Product category: Modified wood Model: Modified Spruce channel siding, 19x91mm, length 360cm Additional information: Length: 360cm, Width: 91mm, Height 19mm Weight category: 250 to 1,000 kg Condition: Unused	835€
	485	Quantity: Approx. 192x Product category: Modified wood Model: Modified Spruce channel siding, 19x91mm, length 360cm Additional information: Length: 360cm, Width: 91mm, Height 19mm Weight category: 250 to 1,000 kg Condition: Unused	835€
	486	Quantity: Approx. 384x Product category: Modified wood Model: Modified Spruce channel siding, 19x91mm, length 360cm Additional information: Length: 360cm, Width: 91mm, Height 19mm Weight category: 250 to 1,000 kg Condition: Unused	1.585€







	487	Quantity: Approx. 384x Product category: Modified wood Model: Modified Spruce channel siding, 19x91mm, length 360cm Additional information: Length: 360cm, Width: 91mm, Height 19mm Weight category: 250 to 1,000 kg Condition: Unused	1.585€
	488	Quantity: Approx. 384x Product category: Modified wood Model: Modified Spruce channel siding, 19x91mm, length 360cm Additional information: Length: 360cm, Width: 91mm, Height 19mm Weight category: 250 to 1,000 kg Condition: Unused	1.585€
	489	Quantity: Approx. 384x Product category: Modified wood Model: Modified Spruce channel siding, 19x91mm, length 360cm Additional information: Length: 360cm, Width: 91mm, Height 19mm Weight category: 250 to 1,000 kg Condition: Unused	1.585€
	490	Quantity: Approx. 192x Product category: Modified wood Model: Modified Spruce channel siding, 19x91mm, length 420cm Additional information: Length: 420cm, Width: 91mm, Height 19mm Weight category: 250 to 1,000 kg Condition: Unused	965€







	491	Quantity: Approx. 192x Product category: Modified wood Model: Modified Spruce channel siding, 19x91mm, length 420cm Additional information: Length: 420cm, Width: 91mm, Height 19mm Weight category: 250 to 1,000 kg Condition: Unused	965€
	492	Quantity: Approx. 384x Product category: Modified wood Model: Modified Spruce channel siding, 19x91mm, length 420cm Additional information: Length: 420cm, Width: 91mm, Height 19mm Weight category: 250 to 1,000 kg Condition: Unused	1.855€
	493	Quantity: Approx. 238x Product category: Douglas wood Model: Douglas decking boards, 28x145mm, length 400cm Additional information: Length: 400cm, Width: 145mm, Height 28mm Weight category: 250 to 1,000 kg Condition: Unused	1.425€
	494	Quantity: Approx. 238x Product category: Douglas wood Model: Douglas decking boards, 28x145mm, length 400cm Additional information: Length: 400cm, Width: 145mm, Height 28mm Weight category: 250 to 1,000 kg Condition: Unused	1.425€







	495	Quantity: Approx. 100x Product category: Modified wood Model: Design/Tripplle/Danish rabat brown impregnated, 22x142mm, length 510cm Additional information: Length: 510cm, Width: 142mm, Height 22mm Weight category: 250 to 1,000 kg Condition: Unused	965€
	496	Quantity: Approx. 110x Product category: Modified wood Model: Design/Tripplle/Danish rabat brown impregnated, 22x142mm, length 510cm Additional information: Length: 510cm, Width: 142mm, Height 22mm Weight category: 250 to 1,000 kg Condition: Unused	1.065€
	497	Quantity: Approx. 210x Product category: Modified wood Model: Design/Tripplle/Danish rabat brown impregnated, 22x142mm, length 300cm Additional information: Length: 300cm, Width: 142mm, Height 22mm Weight category: 250 to 1,000 kg Condition: Unused	1.195€
	498	Quantity: Approx. 100x Product category: Modified wood Model: Design/Tripplle/Danish rabat black coated, 22x142mm, length 510cm Additional information: Length: 510cm, Width: 142mm, Height 22mm Weight category: 250 to 1,000 kg Condition: Unused	1.195€







	499	<p>Quantity: Approx. 110x Product category: Modified wood Model: Design/Trippl/Danish rabat black coated, 22x142mm, length 510cm Additional information: Length: 510cm, Width: 142mm, Height 22mm Weight category: 250 to 1,000 kg Condition: Unused</p>	1.315€
	500	<p>Quantity: Approx. 210x Product category: Modified wood Model: Design/Trippl/Danish rabat black coated, 22x142mm, length 300cm Additional information: Length: 300cm, Width: 142mm, Height 22mm Weight category: 250 to 1,000 kg Condition: Unused</p>	1.485€
	501	<p>Quantity: Approx. 100x Product category: Douglas wood Model: Douglas decking boards, 25x140mm, length 300cm Additional information: Length: 300cm, Width: 140mm, Height 25mm Weight category: 250 to 1,000 kg Condition: Unused</p>	630€
	502	<p>Quantity: Approx. 100x Product category: Douglas wood Model: Douglas decking boards, 25x140mm, length 300cm Additional information: Length: 300cm, Width: 140mm, Height 25mm Weight category: 250 to 1,000 kg Condition: Unused</p>	630€







	503	Quantity: Approx. 100x Product category: Douglas wood Model: Douglas decking planks, 25x140mm, length 400cm Additional information: Length: 400cm, Width: 140mm, Height 25mm Weight category: 250 to 1,000 kg Condition: Unused	845€
	504	Quantity: Approx. 100x Product category: Douglas wood Model: Douglas decking planks, 25x140mm, length 400cm Additional information: Length: 400cm, Width: 140mm, Height 25mm Weight category: 250 to 1,000 kg Condition: Unused	845€
	505	Quantity: Approx. 66x Product category: Douglas wood Model: Douglas beams finely sawn, 100x100mm, length 300cm Additional information: Length: 300cm, Width: 100mm, Height 100mm Weight category: 250 to 1,000 kg Condition: Unused	815€
	506	Quantity: Approx. 66x Product category: Douglas wood Model: Douglas beams finely sawn, 100x100mm, length 400cm Additional information: Length: 400cm, Width: 100mm, Height 100mm Weight category: 250 to 1,000 kg Condition: Unused	1.085€







	507	Quantity: Approx. 66x Product category: Douglas wood Model: Douglas beams finely sawn, 100x100mm, length 500cm Additional information: Length: 500cm, Width: 100mm, Height 100mm Weight category: 250 to 1,000 kg Condition: Unused	1.355€
	508	Quantity: Approx. 45x Product category: Douglas wood Model: Douglas beams finely sawn, 120x120mm, length 300cm Additional information: Length: 300cm, Width: 120mm, Height 120mm Weight category: 250 to 1,000 kg Condition: Unused	540€
	509	Quantity: Approx. 45x Product category: Douglas wood Model: Douglas beams finely sawn, 120x120mm, length 400cm Additional information: Length: 400cm, Width: 120mm, Height 120mm Weight category: 250 to 1,000 kg Condition: Unused	720€
	510	Quantity: Approx. 45x Product category: Douglas wood Model: Douglas beams finely sawn, 120x120mm, length 500cm Additional information: Length: 500cm, Width: 120mm, Height 120mm Weight category: 250 to 1,000 kg Condition: Unused	900€







	511	Quantity: Approx. 168x Product category: Douglas wood Model: Douglas rules finely sawn, 45x75mm, length 300cm Additional information: Length: 300cm, Width: 75mm, Height 45mm Weight category: 250 to 1,000 kg Condition: Unused	695€
	512	Quantity: Approx. 168x Product category: Douglas wood Model: Douglas rules finely sawn, 45x75mm, length 400cm Additional information: Length: 400cm, Width: 75mm, Height 45mm Weight category: 250 to 1,000 kg Condition: Unused	945€
	513	Quantity: Approx. 168x Product category: Douglas wood Model: Douglas rules finely sawn, 45x75mm, length 500cm Additional information: Length: 500cm, Width: 75mm, Height 45mm Weight category: 250 to 1,000 kg Condition: Unused	1.175€
	514	Quantity: Approx. 105x Product category: Hardwood Model: Guyana Teak hardwood planks planed, 16x140mm, length 200cm Additional information: Length: 200cm, Width: 140mm, Height 16mm Weight category: 250 to 1,000 kg Condition: Unused	445€







	515	Quantity: Approx. 33x Product category: Hardwood Model: Guyana Ipé hardwood planks planed, 21x145mm, length 305cm Additional information: Length: 305cm, Width: 145mm, Height 21mm Weight category: 250 to 1,000 kg Condition: Unused	495€
	516	Quantity: Approx. 19x Product category: Hardwood Model: Guyana Teak hardwood decking planks, 21x145mm, length 12/500cm, 6/530cm, 1/560cm Additional information: Length: 12/500cm, 6/530cm, 1/560cm, Width: 145mm, Height 21mm Weight category: 250 to 1,000 kg Condition: Unused	425€
	517	Quantity: Approx. 19x Product category: Hardwood Model: Guyana Teak hardwood decking planks, 21x145mm, length 400cm Additional information: Length: 400cm, Width: 145mm, Height 21mm Weight category: 250 to 1,000 kg Condition: Unused	345€
	518	Quantity: Approx. 95x Product category: Hardwood Model: Massaranduba hardwood rules finely sawn, 40x60mm, length 200cm Additional information: Length: 200cm, Width: 60mm, Height 40mm Weight category: 250 to 1,000 kg Condition: Unused	425€







	519	Quantity: Approx. 183x Product category: Hardwood Model: Massaranduba hardwood rules finely sawn, 40x60mm, length 250cm Additional information: Length: 250cm, Width: 60mm, Height 40mm Weight category: 250 to 1,000 kg Condition: Unused	1.025€
	520	Quantity: Approx. 99x Product category: Hardwood Model: Massaranduba hardwood rules finely sawn, 50x100mm, length 11/200cm, 62/250cm, 26/300cm Additional information: Length: 11/200cm, 62/250cm, 26/300cm, Width: 100mm, Height 50mm Weight category: 250 to 1,000 kg Condition: Unused	925€
	521	Quantity: Approx. 48x Product category: Douglas wood Model: Douglas beams finely sawn, 75x175mm, length 300cm Additional information: Length: 300cm, Width: 175mm, Height 75mm Weight category: 250 to 1,000 kg Condition: Unused	795€
	522	Quantity: Approx. 48x Product category: Douglas wood Model: Douglas beams finely sawn, 75x175mm, length 500cm Additional information: Length: 500cm, Width: 175mm, Height 75mm Weight category: 250 to 1,000 kg Condition: Unused	1.325€






	523	Quantity: Approx. 48x Product category: Douglas wood Model: Douglas beams finely sawn, 75x175mm, length 500cm Additional information: Length: 500cm, Width: 175mm, Height 75mm Weight category: 250 to 1,000 kg Condition: Unused	1.325€
	524	Quantity: Approx. 45x Product category: Douglas wood Model: Douglas beams finely sawn, 75x200mm, length 300cm Additional information: Length: 300cm, Width: 200mm, Height 75mm Weight category: 250 to 1,000 kg Condition: Unused	825€
	525	Quantity: Approx. 45x Product category: Douglas wood Model: Douglas beams finely sawn, 75x200mm, length 400cm Additional information: Length: 400cm, Width: 200mm, Height 75mm Weight category: 250 to 1,000 kg Condition: Unused	1.095€
	526	Quantity: Approx. 45x Product category: Douglas wood Model: Douglas beams finely sawn, 75x200mm, length 500cm Additional information: Length: 500cm, Width: 200mm, Height 75mm Weight category: 250 to 1,000 kg	1.375€







		Condition: Unused	
	527	Quantity: Approx. 70x Product category: Douglas wood Model: Planed Douglas rules, 38x89mm, length 400cm Additional information: Length: 400cm, Width: 89mm, Height 38mm Weight category: 250 to 1,000 kg Condition: Unused	395€
	528	Quantity: Approx. 140x Product category: Douglas wood Model: Planed Douglas rules, 38x89mm, length 400cm Additional information: Length: 400cm, Width: 89mm, Height 38mm Weight category: 250 to 1,000 kg Condition: Unused	785€
	529	Quantity: Approx. 70x Product category: Douglas wood Model: Planed Douglas rules, 38x89mm, length 500cm Additional information: Length: 500cm, Width: 89mm, Height 38mm Weight category: 250 to 1,000 kg Condition: Unused	495€
	530	Quantity: Approx. 140x Product category: Douglas wood Model: Planed Douglas rules, 38x89mm, length 500cm Additional information: Length: 500cm, Width: 89mm, Height 38mm	985€







		Weight category: 250 to 1,000 kg Condition: Unused	
	531	Quantity: Approx. 84x Product category: Hardwood Model: Tatajuba hardwood beams finely sawn, 50x150mm, length 150cm Additional information: Length: 150cm, Width: 150mm, Height 50mm Weight category: 250 to 1,000 kg Condition: Unused	565€
	532	Quantity: Approx. 33x Product category: Hardwood Model: Copy Hardwood beams finely sawn, 50x150mm, length 500cm Additional information: Length: 500cm, Width: 150mm, Height 50mm Weight category: 250 to 1,000 kg Condition: Unused	865€
	533	Quantity: Approx. 33x Product category: Hardwood Model: Copy Hardwood beams finely sawn, 50x150mm, length 500cm Additional information: Length: 500cm, Width: 150mm, Height 50mm Weight category: 250 to 1,000 kg Condition: Unused	865€







	534	<p>Quantity: Approx. 50x Product category: Hardwood Model: Guyana Ipé hardwood planks planed, 21x145mm, length 305cm Additional information: Length: 305cm, Width: 145mm, Height 21mm Weight category: 250 to 1,000 kg Condition: Unused</p>	845€
	535	<p>Quantity: Approx. 195x Product category: Hardwood Model: Copy of hardwood posts finely sawn, 60x60mm, length 100cm Additional information: Length: 100cm, Width: 60mm, Height 60mm Weight category: 250 to 1,000 kg Condition: Unused</p>	525€
	536	<p>Quantity: Approx. 102x Product category: Hardwood Model: Walaba hardwood rules finely sawn, 33x160mm, length 95cm Additional information: Length: 95cm, Width: 160mm, Height 33mm Weight category: 250 to 1,000 kg Condition: Unused</p>	365€
	537	<p>Quantity: Approx. 76x Product category: Hardwood Model: Copy of hardwood posts finely sawn, 60x60mm, length 40/245cm, 36/275cm Additional information: Length: 40/245cm, 36/275cm, Width: 60mm, Height 60mm Weight category: 250 to 1,000 kg Condition: Unused</p>	515€







	538	<p>Quantity: Approx. 33x Product category: Hardwood Model: Copy Hardwood beams finely sawn, 50x150mm, length 450cm Additional information: Length: 450cm, Width: 150mm, Height 50mm Weight category: 250 to 1,000 kg Condition: Unused</p>	775€
	539	<p>Quantity: Approx. 33x Product category: Hardwood Model: Copy Hardwood beams finely sawn, 50x150mm, length 450cm Additional information: Length: 450cm, Width: 150mm, Height 50mm Weight category: 250 to 1,000 kg Condition: Unused</p>	775€
	540	<p>Quantity: Approx. 66x Product category: Hardwood Model: Copy Hardwood beams finely sawn, 50x150mm, length 450cm Additional information: Length: 450cm, Width: 150mm, Height 50mm Weight category: 250 to 1,000 kg Condition: Unused</p>	1.555€
	541	<p>Quantity: Approx. 84x Product category: Douglas wood Model: Douglas Design/tripple/Danish profile, 142x22mm, length 300cm Additional information: Length: 300cm, Width: 22mm, Height 142mm Weight category: 250 to 1,000 kg Condition: Unused</p>	495€







	542	<p>Quantity: Approx. 84x Product category: Douglas wood Model: Douglas Design/tripple/Danish profile, 142x22mm, length 300cm Additional information: Length: 300cm, Width: 22mm, Height 142mm Weight category: 250 to 1,000 kg Condition: Unused</p>	495€
	543	<p>Quantity: Approx. 84x Product category: Douglas wood Model: Douglas Design/tripple/Danish profile, 142x22mm, length 300cm Additional information: Length: 300cm, Width: 22mm, Height 142mm Weight category: 250 to 1,000 kg Condition: Unused</p>	495€
	544	<p>Quantity: Approx. 84x Product category: Douglas wood Model: Douglas Design/tripple/Danish profile, 142x22mm, length 300cm Additional information: Length: 300cm, Width: 22mm, Height 142mm Weight category: 250 to 1,000 kg Condition: Unused</p>	495€
	545	<p>Quantity: Approx. 168x Product category: Douglas wood Model: Douglas Design/tripple/Danish profile, 142x22mm, length 300cm Additional information: Length: 300cm, Width: 22mm, Height 142mm Weight category: 250 to 1,000 kg Condition: Unused</p>	905€







	546	Quantity: Approx. 84x Product category: Douglas wood Model: Douglas Design/tripple/Danish profile, 142x22mm, length 400cm Additional information: Length: 400cm, Width: 22mm, Height 142mm Weight category: 250 to 1,000 kg Condition: Unused	645€
	547	Quantity: Approx. 84x Product category: Douglas wood Model: Douglas Design/tripple/Danish profile, 142x22mm, length 400cm Additional information: Length: 400cm, Width: 22mm, Height 142mm Weight category: 250 to 1,000 kg Condition: Unused	645€
	548	Quantity: Approx. 84x Product category: Douglas wood Model: Douglas Design/tripple/Danish profile, 142x22mm, length 400cm Additional information: Length: 400cm, Width: 22mm, Height 142mm Weight category: 250 to 1,000 kg Condition: Unused	645€
	549	Quantity: Approx. 84x Product category: Douglas wood Model: Douglas Design/tripple/Danish profile, 142x22mm, length 400cm Additional information: Length: 400cm, Width: 22mm, Height 142mm Weight category: 250 to 1,000 kg Condition: Unused	645€






	550	Quantity: Approx. 84x Product category: Douglas wood Model: Douglas Design/tripple/Danish profile, 142x22mm, length 400cm Additional information: Length: 400cm, Width: 22mm, Height 142mm Weight category: 250 to 1,000 kg Condition: Unused	645€
	551	Quantity: Approx. 168x Product category: Douglas wood Model: Douglas Design/tripple/Danish profile, 142x22mm, length 400cm Additional information: Length: 400cm, Width: 22mm, Height 142mm Weight category: 250 to 1,000 kg Condition: Unused	1.195€
	552	Quantity: Approx. 84x Product category: Douglas wood Model: Douglas Design/tripple/Danish profile, 142x22mm, length 500cm Additional information: Length: 500cm, Width: 22mm, Height 142mm Weight category: 250 to 1,000 kg Condition: Unused	795€
	553	Quantity: Approx. 84x Product category: Douglas wood Model: Douglas Design/tripple/Danish profile, 142x22mm, length 500cm Additional information: Length: 500cm, Width: 22mm, Height 142mm Weight category: 250 to 1,000 kg Condition: Unused	795€



	554	<p>Quantity: Approx. 168x Product category: Douglas wood Model: Douglas Design/tripple/Danish profile, 142x22mm, length 500cm Additional information: Length: 500cm, Width: 22mm, Height 142mm Weight category: 250 to 1,000 kg Condition: Unused</p>	1.475€
	555	<p>Quantity: Approx. 120x Product category: Douglas wood Model: Douglas Swedish rebate (extra thick), 180x26mm, length 300cm Additional information: Length: 300cm, Width: 26mm, Height 180mm Weight category: 250 to 1,000 kg Condition: Unused</p>	685€
	556	<p>Quantity: Approx. 120x Product category: Douglas wood Model: Douglas Swedish rebate (extra thick), 180x26mm, length 300cm Additional information: Length: 300cm, Width: 26mm, Height 180mm Weight category: 250 to 1,000 kg Condition: Unused</p>	685€
	557	<p>Quantity: Approx. 120x Product category: Douglas wood Model: Douglas Swedish rebate (extra thick), 180x26mm, length 400cm Additional information: Length: 400cm, Width: 26mm, Height 180mm Weight category: 250 to 1,000 kg Condition: Unused</p>	915€



	558	<p>Quantity: Approx. 120x Product category: Douglas wood Model: Douglas Swedish rebate (extra thick), 180x26mm, length 400cm Additional information: Length: 400cm, Width: 26mm, Height 180mm Weight category: 250 to 1,000 kg Condition: Unused</p>	915€
	559	<p>Quantity: Approx. 120x Product category: Douglas wood Model: Douglas Swedish rebate (extra thick), 180x26mm, length 500cm Additional information: Length: 500cm, Width: 26mm, Height 180mm Weight category: 250 to 1,000 kg Condition: Unused</p>	1.145€
	560	<p>Quantity: Approx. 120x Product category: Douglas wood Model: Douglas Swedish rebate (extra thick), 180x26mm, length 500cm Additional information: Length: 500cm, Width: 26mm, Height 180mm Weight category: 250 to 1,000 kg Condition: Unused</p>	1.145€
	561	<p>Quantity: Approx. 115x Product category: Hardwood Model: Basralocus hardwood revetment planks, 200x20mm, length 350cm Additional information: Length: 350cm, Width: 20mm, Height 200mm Weight category: 250 to 1,000 kg Condition: Unused</p>	885€



	562	Quantity: Approx. 115x Product category: Hardwood Model: Basralocus hardwood sheet piling planks, 200x20mm, length 300cm Additional information: Length: 300cm, Width: 20mm, Height 200mm Weight category: 250 to 1,000 kg Condition: Unused	760€
	563	Quantity: Approx. 115x Product category: Hardwood Model: Basralocus hardwood revetment planks, 200x20mm, length 350cm Additional information: Length: 350cm, Width: 20mm, Height 200mm Weight category: 250 to 1,000 kg Condition: Unused	885€
	564	Quantity: Approx. 115x Product category: Hardwood Model: Basralocus hardwood revetment planks, 200x20mm, length 250cm Additional information: Length: 250cm, Width: 20mm, Height 200mm Weight category: 250 to 1,000 kg Condition: Unused	635€
	565	Quantity: Approx. 125x Product category: Hardwood Model: Basralocus hardwood revetment planks, 200x20mm, length 400cm Additional information: Length: 400cm, Width: 20mm, Height 200mm Weight category: 250 to 1,000 kg Condition: Unused	1.095€



AUCTIM
ONLINE AUCTIONS

AUCTIM - AUCTIM - TWENTE
Oude Molenweg 44
7551 HC Hengelo, The Netherlands
VAT NL860 934 202 B01

www.auctim.com
Info.yipz@auctim.nl